

Phone - 410 796 8777

Fax - 410 796 2006



7443 Washington Blvd.
Elkridge, MD, 21075

Drive shaft Order Form

SHIPPING ADDRESS

Name _____
Address _____
City, State, Zip _____
Phone No. _____

(For Autofab Use Only)
P.O. Number: _____

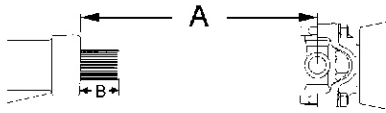


Figure #1

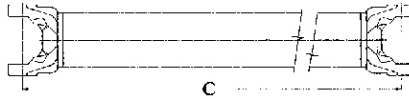
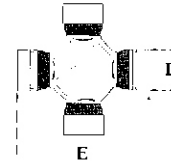


Figure #2



U-joint

Figure #1- Ordering driveshaft with a transmission yoke to be supplied by Strange Engineering.

A= _____ B= _____ To fit your rear-end yoke: D= _____ E= _____

Transmission type: _____ Output shaft spline: _____

Extension housing type: Bronze bushing Roller bearing

Figure # 2- Ordering driveshaft only, no transmission yoke.

To fit your transmission yoke: D= _____ E= _____ C= _____

To fit your rear-end yoke: D= _____ E= _____

Parts required:

- D.O.M. (seamed) chrome-moly driveshaft, welded, balanced, with u-joints.*
- Seamless chrome-moly driveshaft, welded, balanced, with u-joints.*
- Seamless chrome-moly driveshaft, welded, balanced, with "high-impact" u-joints.
- With heavy duty Spicer 1350 series transmission yoke.
- With severe duty Strange stainless steel 1350 series transmission yoke.
- With u-bolt kit for Strange 1350 series rear-end yoke.

* All Strange driveshafts have 1350 series weld ends installed unless otherwise specified. D= 1.1875, E= 2.625
D.O.M. (seamed) chrome-moly shafts have Spicer weld ends, seamless chrome-moly shafts have forged Strange chrome-moly weld ends. If all mating pieces are 1350 series, Spicer heavy-duty (non-cross drilled) u-joints are used. An optional "high impact" 1350 Spicer u-joint is also available for Pro Mod. applications. If a conversion u-joint must be used to adapt to your transmission and/or rear-end yoke, it will be "cross-drilled" style u-joint.

Conversion u-joints available:

U1645- D= 1.125, E= 3.625 (Uses inside c-clips, measured from outside of c-clips = 2.645)

U1646- D= 1.0625, E= 3.217 U1647- D= 1.0625, E= 3.625